



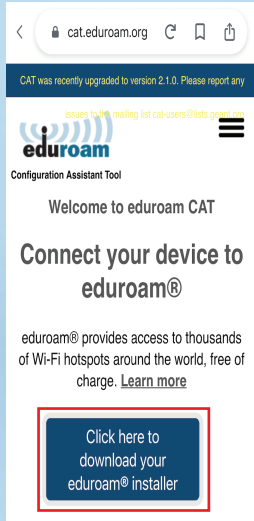
MTU

Ollscoil Teicneolaíochta na Mumhan
Munster Technological University

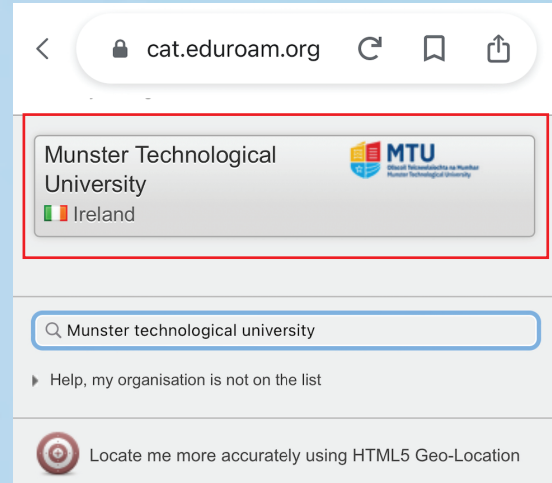
Eduroam - IOS

1 - Open the browser and go to 'cat.eduroam.org':

Tap 'Click here to download your eduroam installer'



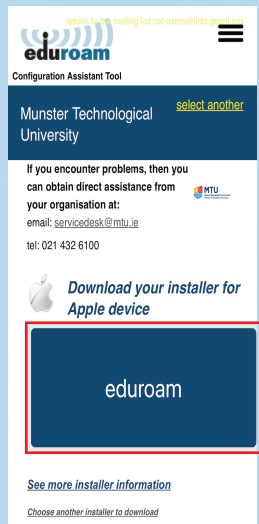
2 - Search for 'Munster' and then tap the MTU installer:



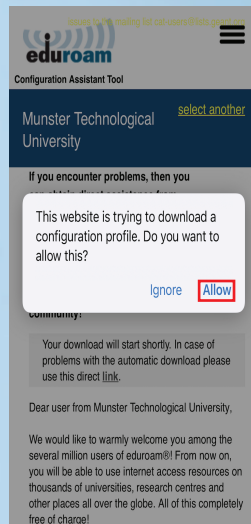
3 - You will now see the installer for the device.

4 - Go to Settings - General - VPN & Device Management

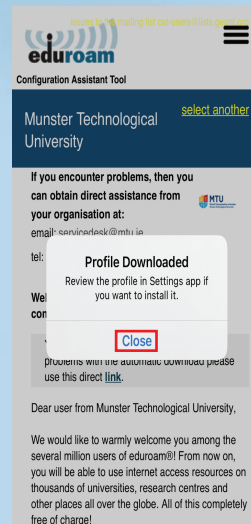
Tap 'eduroam'



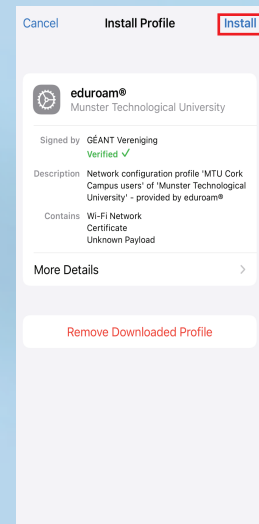
Tap 'Allow'



Tap 'Close'



Tap 'Install'

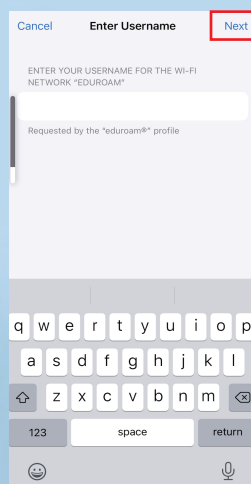


5 - Enter the details:

Enter username

Tap 'Next'

Enter password



Staff Username = **MSNumber@mtuwifi.ie**

Student Username = **RNumber@mtuwifi.ie**

Password = **Onetimesecret Link in Email**

Password link can only be opened ONCE

6 - Tap 'Done' & Connect to Wi-Fi:

