

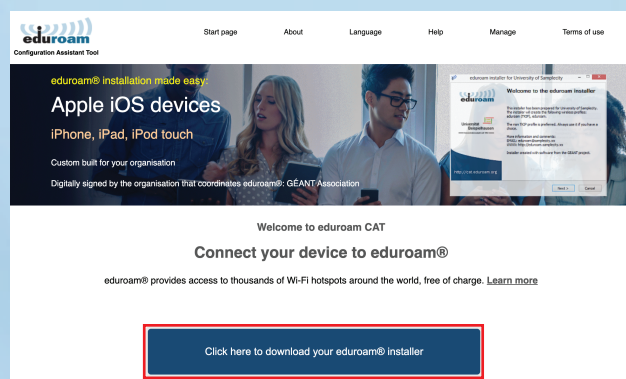


# MTU

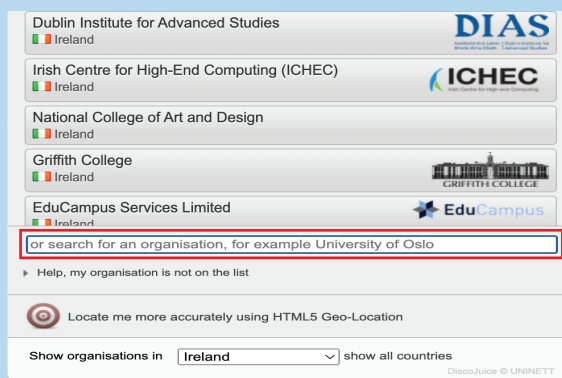
Ollscoil Teicneolaíochta na Mumhan  
Munster Technological University

## Eduroam - Mac

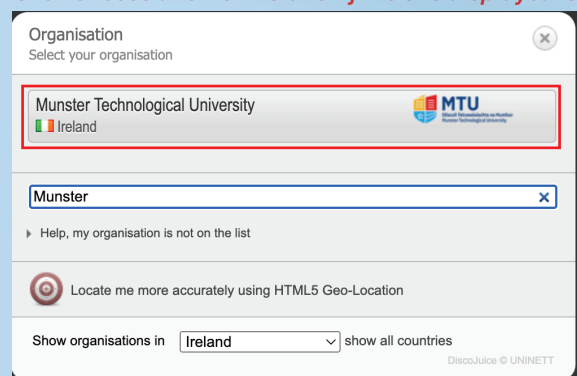
**1 - Go to <https://cat.eduroam.org/>  
Select 'Click here to download your eduroam installer'**



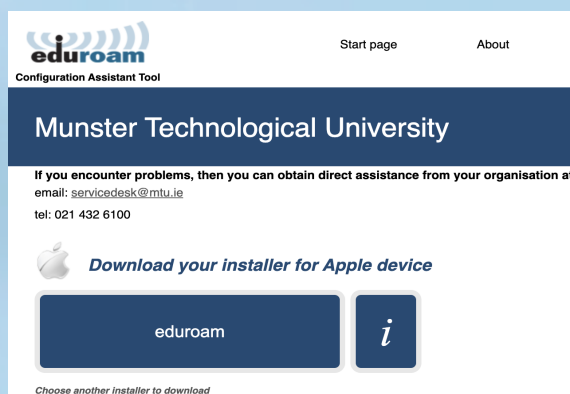
**2 - A list of organisations will appear on the right.  
Type in 'Munster' and then select the MTU installer:**



**3 - Click the installer to download  
Click Choose another installer if the one displayed is incorrect.**

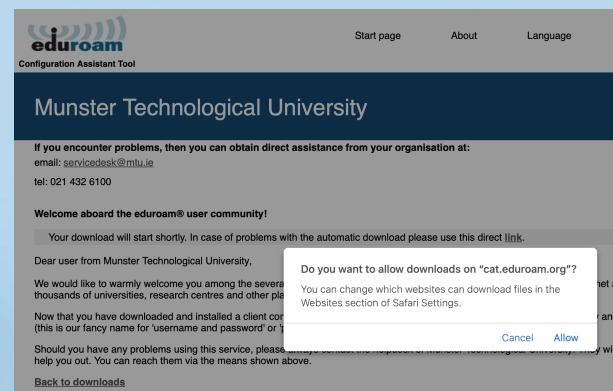


**4 - You will now see the insaller for the OS of the device. Click eduroam to download.**



**Download view subject to browser**

**5 - The installer will now download. Once completed,  
Open the file.**



**Downloads location**





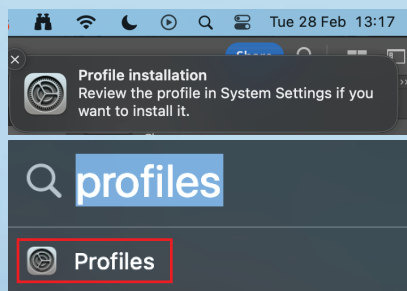
# MTU

Ollscoil Teicneolaíochta na Mumhan  
Munster Technological University

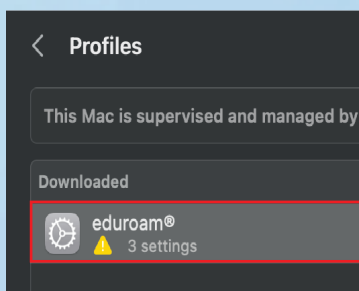
## Eduroam - Mac

### 6 - Run the insaller. You'll get a notification

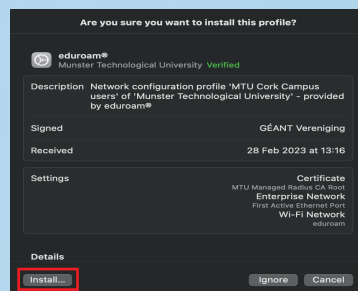
Click the search icon, type & select 'profiles'



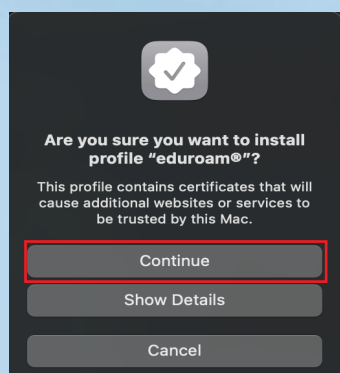
Double-Click 'Eduroam'



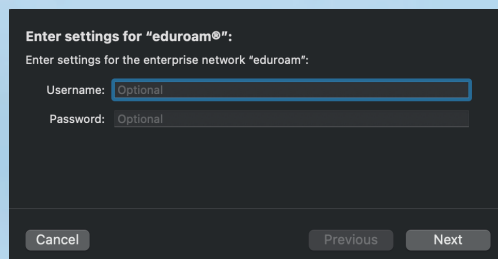
Click 'Install...'



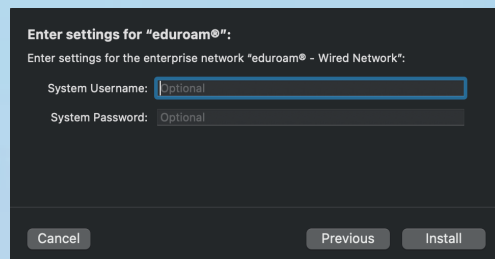
Click 'Continue'



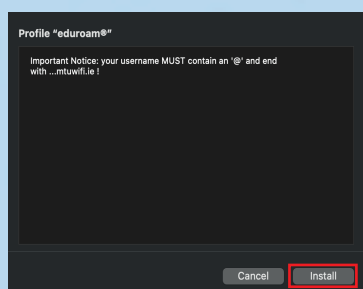
Click 'Next'



Click 'Install'



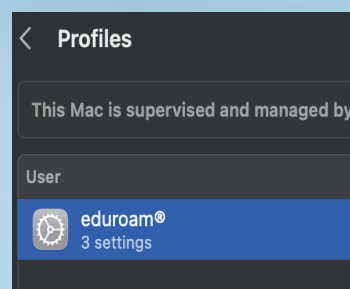
Click 'Install'



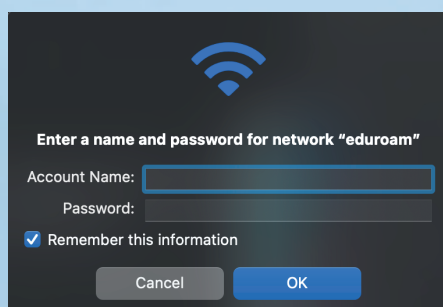
Use device password:



Eduroam is installed



Connect to Wi-Fi and sign in:



Staff Username = **MSNumber@mtuwifi.ie**

Student Username = **RNumber@mtuwifi.ie**

Password = **Onetimesecret Link in Email**

**\*Password link can only be opened ONCE\***